



HIGHLANDS RANCH METROPOLITAN DISTRICT
BOARD MEETING ADDENDA

August 27, 2019

- Highlands Ranch Metro District – Year to Date Fire Department Responses
1/1/2019 – 6/30/2019

Highlands Ranch Metro District - Year to Date Fire Department Responses 1/1/2019 - 6/30/2019

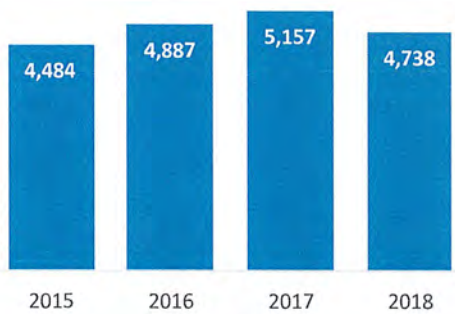


Total Responses by Incident Type

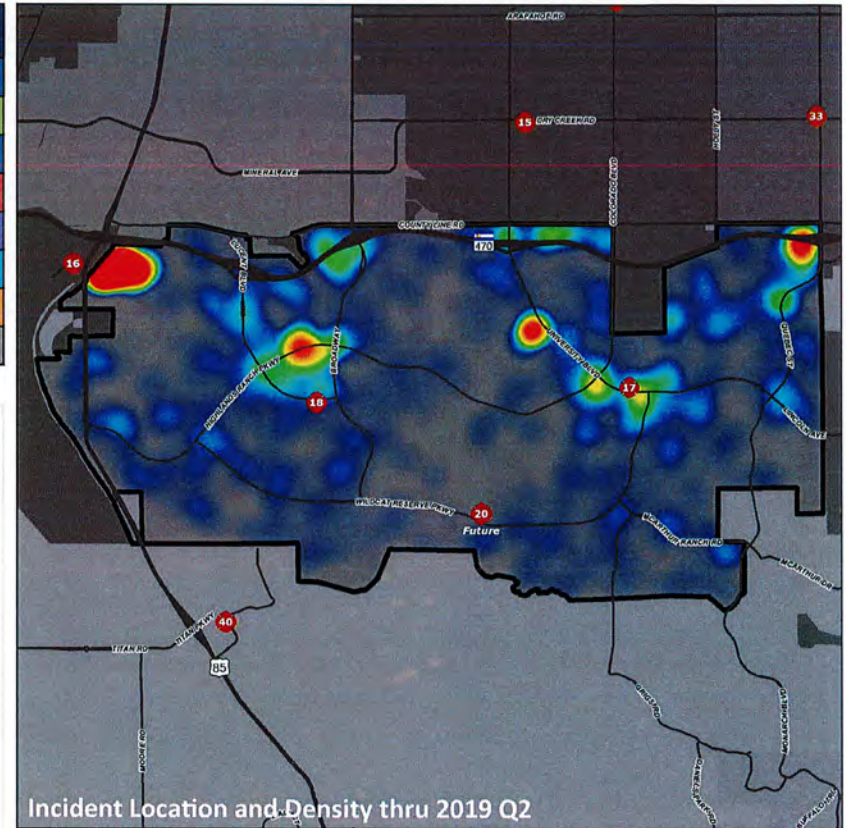
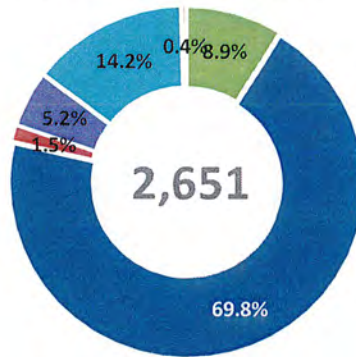
Incident Type	2015	2016	2017	2018	2019 Q2
Alarms	489	569	538	477	235
EMS	2651	2909	3187	3,220	1,850
Fires	60	66	73	74	41
Other	575	570	533	256	137
Public Assist	682	743	806	683	377
Special Ops	27	30	20	28	11
Grand Total	4,484	4,887	5,157	4,738	2,651

Incident Type categories were changed in 2015, resulting in lower Special Ops and higher Public Assist counts.

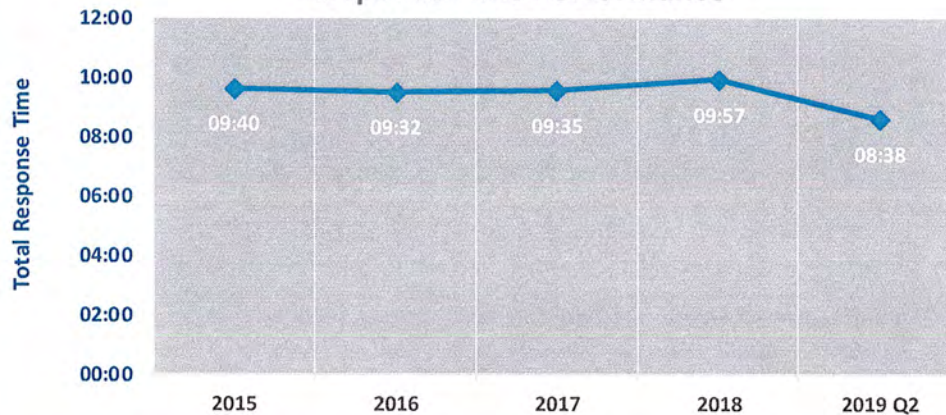
Incidents by Year



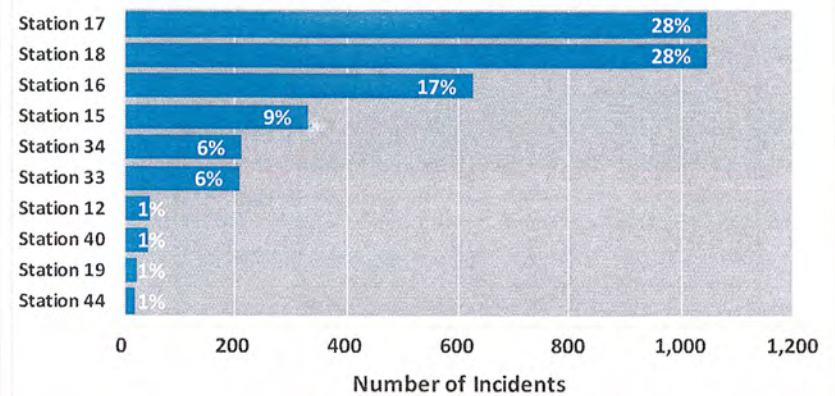
2019 Q2 Incidents



Response Time Performance



2019 Q2 Top 10 Station Responses



2018 data is incomplete and response mode inaccuracies are present.

Unable to verify complete correctness of all data and reporting to best of our knowledge.

For more information, please contact: Eric Hurst, SMFR PIO | 720-989-2208