

# Does My Tree Have Emerald Ash Borer (EAB)?

I suspect I have seen EAB.



Emerald Ash Borer



Japanese Beetle



Bronze Birch Borer




Two-lined Chestnut Borer

YES


I think my ash tree may be infested with EAB.



YES




Is my tree an ash?




Opposite Branching

YES



Compound Leaves



5 to Many Leaflets

NO



Does my tree have symptoms of EAB?



Woodpecker Holes

YES



Bark Cracks



S-Shaped Galleries

NO

It could be EAB.

Call the Colorado Department of Agriculture at (888) 248-5535

It isn't EAB; so what is it?

Find out at:  
[www.ext.colostate.edu](http://www.ext.colostate.edu)

