


Recommended Tree Species



Highlands Ranch Metro District
3280 Redstone Park Circle
Highlands Ranch, CO 80129
303-791-2710

September, 2011



Deciduous Trees

Ginnala Maple, *Acer ginnala*

Height	Width	Shape	Sun/Shade	Fall Color
15'-20'	15'-20'	Broad irregular	Full sun	Orange red

Broad crowned tree with attractive foliage. The small medium green, deeply lobed leaves turn brilliant orange-red to wine-red in fall. Small, fragrant creamy white flowers in spring. Can be grown as either a single or multi-stemmed tree. Its irregular growth habit creates an interesting silhouette. Will become chlorotic if planted in alkaline soils.

Rocky Mountain Maple, *Acer glabrum*

Height	Width	Shape	Sun/Shade	Fall Color
10'-15'	8'-10'	Broad irregular	Full sun to part shade	Yellow

Rocky Mountain native that can be grown as a finely shaped large shrub or small tree. Handsome light gray bark and upright habit. Light green leaves turning yellow in the fall. Bright red buds add winter color. Native habitat is moist slopes or along streams throughout the Rockies.

Big Tooth Maple, *Acer grandidatum*

Height	Width	Shape	Sun/Shade	Fall Color
30'-40'	25'-30'	Broad rounded	Full sun to part shade	Yellow to red orange

A slow-growing Rocky Mountain native. Small tree or large shrub with five-lobed dark green leaves turning shades of yellow, orange or red in the fall. Tolerant of both dry and alkaline soils. Very slow to re-establish itself when moved bare root, taking 5-7 years. Limited availability in nurseries.

Norway Maples: Deborah Maple, *Acer platanoides*

Height	Width	Shape	Sun/Shade	Fall Color
50'	45'	Broad rounded	Full sun	Yellow to red orange

Broad rounded crown. New growth is brilliant red with wrinkled margins, similar to Schwedler Maple with a straighter leader.



Norway Maples: Emerald Lustre Maple, *Acer platanoides*

Height	Width	Shape	Sun/Shade	Fall Color
50'-60'	30'-45'	Round oval	Full sun	Yellow

Dark green leaves turn a clear yellow for fall. Wrap trunk for several years after planting to prevent sunscald injury.

Norway Maples: Emerald Queen Maple, *Acer platanoides*

Height	Width	Shape	Sun/Shade	Fall Color
50'-60'	30'-45'	Broadly oval	Full sun	Yellow

Uniform growth habit with dense branching and glossy, dark green foliage. Wrap trunk for several years after planting to prevent sunscald injury.

Norway Maples: Fairview Maple, *Acer platanoides*

Height	Width	Shape	Sun/Shade	Fall Color
40'-50'	30'-40'	Upright oval	Full sun	Insignificant

New growth is a deep red-purple which matures to bronze-green. Will be prone to frost cracks as are other Norway Maples.

Sugar Maples: Green Mountain Sugar Maple, *Acer saccharum*

Height	Width	Shape	Sun/Shade	Fall Color
60'	45'	Oval	Full sun	Red

Upright oval form. Dark green leaves with attractive red to apricot fall colors. Careful placement in well-drained, amended soil will increase their chances of survival. Slow growing.

Sugar Maples: Legacy Sugar Maple, *Acer saccharum*

Height	Width	Shape	Sun/Shade	Fall Color
50'-60'	50'-60'	Round oval	Full sun	Orange to red

Fast growing. Dark glossy green in summer, red-orange to yellow in fall. Leaves are thicker than most maples, making them more resistant to leaf tatter from wind. Prefers well drained soils. May suffer from chlorosis and increased disease in heavy or alkaline soils.

Tatarian Maple, *Acer tataricum*

Height	Width	Shape	Sun/Shade	Fall Color
20'-25'	18'-20'	Broad irregular	Full sun	Orange

Small tree or large shrub with irregular habit. Dark green foliage turns yellow and red in fall. Very showy red fruit in late summer to fall.

Ohio Buckeye, *Aesculus glabra*

Height	Width	Shape	Sun/Shade	Fall Color
30'-50'	20'-30'	Broad rounded	Full sun	Yellow to orange

A rounded tree with large, coarse, dark green, palmately compound leaves. Prickly fruits enclose a shiny non-edible buckeye. Bold texture and whitish bark create striking winter interest.

Horsechestnut, *Aesculus hippocastanum*

Height	Width	Shape	Sun/Shade	Fall Color
60'	50'		Full sun to part shade	Yellow

Upright oval outline, good for large areas. Magnificent flowers in spring. Palmate leaves, 4-10" long. Nuts of the Horsechestnut are larger than those of the Ohio Buckeye.

Thinleaf, *Alnus tenuifolia*

Height	Width	Shape	Sun/Shade	Fall Color
15'-30'	12'-20'	Oval	Full sun to part shade	Yellow

Native tree that can be grown as a single stem or as a clump. It has an upright growing habit and medium green foliage. Maroon and gold catkins emerge in early spring. Yellow fall foliage gives way to pale red-brown bark and interesting cone-like fruit in winter. Does well in wet areas. Can be grouped in groves. Prone to suckering.

Saskatoon Serviceberry, *Amelanchier alnifolia*

Height	Width	Shape	Sun/Shade	Fall Color
20'	15'	Rounded	Full sun to part shade	Red, yellow or purple

Small trees or large shrubs used for ornamental display. Medium green foliage generally turns showy shades of red, yellow or purple in the fall. White flowers bloom after the crabapples and are usually followed by edible blue-black fruit.

Autumn Brilliance Serviceberry, *Amelanchier Autumn Brilliance*

Height	Width	Shape	Sun/Shade	Fall Color
20'	15'	Rounded	Full sun to part shade	Red, yellow or purple

Rounded form. Small bluish-green leaves with flaming fall colors of red and orange. White flowers in spring followed by edible and delicious, purplish-black fruit. Light gray bark is showy during winter.

Alleghany Serviceberry, *Amelanchier laevis*

Height	Width	Shape	Sun/Shade	Fall Color
20'	15'	Broad irregular	Full sun to part shade	Yellow to orange

Small tree or large shrub. Rounded habit. Leaves emerge bronze-green. Great fall color of red-orange to brick red. White flowers in April. Sweet black edible fruit. A favorite of birds and animals.

Western River Birch, *Betula occidentalis*


Height	Width	Shape	Sun/Shade	Fall Color
15'-20'	15'-20'	Broad rounded	Full sun to part shade	Yellow

Small native tree with glossy, cherry-brown bark dotted with white lenticels. Usually grown as a multi-stemmed tree with light green foliage. Tolerates moist soil conditions.

Western Catalpa, *Catalpa speciosa*

Height	Width	Shape	Sun/Shade	Fall Color
50'-60'	40'-30'	Narrow irregular	Full sun	Yellow-green

Narrow irregular crowned tree with large, light green, heart-shaped leaves. Fragrant white flowers borne in 4"-8" long upright panicles appear in late June followed by long thin seed pods. Tolerates dry soils very well



Western Hackberry, *Celtis occidentalis*

Height	Width	Shape	Sun/Shade	Fall Color
40'-60"	40'-60'	Open rounded	Full sun	Yellow

A large shade tree with an irregular habit when young, maturing to a stately rounded crown. The light green foliage can be susceptible to hackberry nipple gall, a cosmetic injury. Characteristic corky knobbed bark texture. Tolerant of heavy soils. Reddish-purple, sweet cherry-like berries ripen in late summer. A Colorado native.

Eastern Redbud, *Cercis Canadensis*

Height	Width	Shape	Sun/Shade	Fall Color
20'-30'	20'-30'	Broad rounded	Full sun to part shade	Yellow

Small, flat-topped tree. One of the earliest trees to bloom in the spring. Produces magenta blooms on the bare stem before heart-shaped foliage appear in early April. Needs a protected location. Difficult to transplant, but performs well once established.

Turkish Filbert, *Corylus colurma*

Height	Width	Shape	Sun/Shade	Fall Color
35'-50'	30'-40'	Broad pyramidal	Full sun	Yellow

Handsome, broadly pyramidal shade tree that thrives in poor soil. Dark green leaves to 5" turn yellow in fall. Ornamental catkins in early spring may produce small nuts in fall. Adapts to a wide pH range in soils. Somewhat difficult to transplant and may suffer from over watering in lawn plantings. Once established displays good drought tolerance. A specimen of this little known or used tree is growing at the Denver Botanic Gardens.

Russian Hawthorn, *Crataegus ambigua*

Height	Width	Shape	Sun/Shade	Fall Color
15'-25'	20'-25'	Broad rounded	Full sun	Insignificant

Small, attractive broad-headed tree with a moderate growth rate. Its gnarled habit gives the tree an interesting silhouette. Generously endowed with small 3/8" thorns. Leaves are deeply lobed and medium green in summer. Small white flowers appear in late May. In mid to late summer abundant cherry-like fruit ripens, attracting birds. Occurs as single or multi-stemmed.



Thornless Cockspur Hawthorn, *Crataegus crusgalli inermis*

Height	Width	Shape	Sun/Shade	Fall Color
20'-30'	20'-35'	Broad rounded	Full sun	Orange to red

Small, graceful tree with dark green, glossy foliage. Clusters of white flowers bloom in late May followed by ½ “ red fruit ripening in late September. Good resistance to leaf blight.

Winter King Hawthorn, *Crataegus viridis “Winter King”*

Height	Width	Shape	Sun/Shade	Fall Color
30'	20'		Full sun to part shade	Purple to scarlet

This small tree has few thorns and shiny green leaves. The ½’ white flowers are in clusters. Small bright red fruit stays through the winter. Bark is a silver-gray color that exfoliates with age.

Washington Hawthorn, *Crataegus phaenopyrum*

Height	Width	Shape	Sun/Shade	Fall Color
15'-25'	12'-20'	Rounded	Full sun	Orange to red

Small, round-headed tree with light green foliage. Clusters of white flowers appear in May followed by glossy red ¼’ fruit that persist into winter. Abundant ½” thorns are attractive. Excellent for seasonal change. Occurs as a single or multi-stemmed tree. Good resistance to fire blight, but may develop chlorosis in alkaline soil.

Ginko, *Ginko biloba*

Height	Width	Shape	Sun/Shade	Fall Color
50'	20'		Full sun	Yellow

Unusual tree with fan-shaped leaves. Slow-growing and free from disease and pests. Has not changed for the last 150-200 million years. Ginko extracts are used for memory loss, tinnitus, depression and headaches by increasing cerebral and peripheral blood flow, circulation and oxygenation. Did I mention it improves memory loss?

Imperial Honeylocust, *Gleditsia triancathos inermis*

Height	Width	Shape	Sun/Shade	Fall Color
30'-35'	30'-35'	Rounded	Full sun	Yellow

A symmetrical, compact, thorn-less, seedless tree. Bright green, compound foliage. Imperial is more compact and uniform than other honeylocusts and works well in smaller landscapes, or as a street tree. Sometimes produces a few pods.

Shademaster Honeylocust, *Gleditsia triancathos inermis*

Height	Width	Shape	Sun/Shade	Fall Color
45'-60'	35'-45'	Broad oval	Full sun	Yellow

Symmetrical, broad-oval tree with dense ascending branches. Dark green, pinnately compound foliage. Seedless and thorn-less tree. Probably over planted.

Skyline Honeylocust, *Gleditsia triancathos inermis*

Height	Width	Shape	Sun/Shade	Fall Color
40'-50'	35'-45'	Upright pyramidal	Full sun	Yellow

A stately variety with a distinctive upright pyramidal form. Develops a strong and sturdy trunk with a statuesque crown. Uniform branching and dark green foliage. Once established, very similar to Shademaster.

Kentucky Coffee Tree, *gymnocladus dioica*

Height	Width	Shape	Sun/Shade	Fall Color
50'-60'	40'-50'	Broad oval	Full sun	Yellow

A large shade tree with a narrow habit when young, maturing to an open, broad spreading crown. Pinnately compound leaves are blue-green in summer. Fragrant white flower panicles up to 1' long bloom on female trees followed by mahogany colored seed pods that persist through winter. Male trees have 1' flowers, but no pods. Deeply furrowed bark and stout branches make this tree picturesque in winter. A good shade tree that should be used more often in this area even though it may take 3-5 years to develop a good scaffold of branches. Superior drought tolerance.

Black Walnut, *Juglans nigra*

Height	Width	Shape	Sun/Shade	Fall Color
50'-75'	50'-75'	Open rounded	Full sun	Insignificant

Handsome ornamental tree with a deeply fissured brown bark and dark green pinnately compound leaves. Rich edible nuts, prized for candies and baked goods, ripen in the fall and may create a mess. Black Walnut is also a prized source of hardwood. Attracts birds and squirrels. As the tree matures it will inhibit the growth of other plants under it.

Golden Rain Tree, *Koelreuteria panaiiculata*

Height	Width	Shape	Sun/Shade	Fall Color
30'-40'	30'-40'	Broad rounded	Full sun	Yellow

A distinctive ornamental tree with large, unique compound leaves which emerge red and mature to green. Panicles, 12-15" long, of small, fragrant flowers cover this tree in mid summer. Papery pods shaped like Chinese lanterns appear in July and persist until November, turning from green to yellow to brown. May dieback for a couple of years until roots get going, but once established seems to do well. Borderline for cold hardiness here, so a protected spot is best for planting.

Brandywine Crabapple, *Malus species*

Height	Width	Shape	Sun/Shade	Flower Color
20'	20'	Rounded	Full sun	Purple-red

Large green leaves with reddish tint. Large rose pink buds which resemble rosebuds open to double, deep rose-pink flowers. Large yellow fruit. Blooms later than most crabapples.

Coralburst Crabapple, *Malus species*


Height	Width	Shape	Sun/Shade	Flower Color
10'-15'	20'-30'	Dense rounded	Full sun	Double rose

A small, uniform growing globe usually grafted to a 3' standard. Pruning is seldom needed. Dark green leaves are smaller than the species. Ruby-red flower buds open so semi-double pink flowers. Excellent resistance to fire blight, possibly due to it being a very slow grower.

David Crabapple, *Malus species*

Height	Width	Shape	Sun/Shade	Flower Color
12'-15'	12'-15'	Compact rounded	Full sun	White

Compact, rounded tree, valued for its small size. Foliage is medium green. Flowers with pink buds open to a single white. The fruit is bi-colored yellow and red early, then matures to red. A high resistance to fire blight has been observed.



Indian Summer Crabapple, *Malus species*

Height	Width	Shape	Sun/Shade	Flower Color
15'-20'	15'-20'	Rounded	Full sun	Rose red

Attractive rose-red flowers. The bright red fruits are persistent. Good resistance to fire blight.

Prairie Fire Crabapple, *Malus species*

Height	Width	Shape	Sun/Shade	Flower Color
20'	20'	Rounded	Full sun to part shade	Pink

Excellent disease resistance with purple-red leaves which turn green with a red cast. Small dark red-purple, persistent fruit follow beautiful pink flowers. Fruit does not drop.

Profusion Crabapple, *Malus species*

Height	Width	Shape	Sun/Shade	Flower Color
15'-20'	15'-20'	Rounded	Full sun	Medium pink

This crabapple is noted for its abundant single pink flowers. The foliage emerges purple and ages to bronze-green. The maroon ½" fruit are persistent. Its slender ascending branches give this tree an upright rounded form. It has a good resistance to fire blight.

Radiant Crabapple, *Malus species*

Height	Width	Shape	Sun/Shade	Flower Color
20'-30'	20'-30'	Rounded	Full sun	Deep pink

This crabapple has a compact rounded form. Its deep pink flowers are followed by bright red fruit that develops color in mid summer and is not persistent. The bark color is an attractive reddish-orange and shows itself to advantage on the well-developed strong branches. While it is rated poorly in national crab ratings because of its susceptibility to apple scab rust, it continues to be one of the better trees for the Front Range.

Robinson Crabapple, *Malus species*

Height	Width	Shape	Sun/Shade	Flower Color
25'	25'	Rounded	Full sun	Pink

Large green leaves with reddish tint. Good fall purple-red color. Large rose pink buds which resemble rosebuds open to double, deep rose-pink flowers. Blooms later than most crabapples.

Spring Snow Crabapple, *Malus species*

Height	Width	Shape	Sun/Shade	Flower Color
20'-25'	15'-20'	Upright rounded	Full sun	White

This crabapple has a perfect teardrop shaped head as a young tree that matures to a rounded form. It has medium green foliage and a yellow bark color. This tree is nearly always sterile. Fire blight resistance is fair to good, but there have been reported incidences of losing an entire tree in one year.

Thunderchild Crabapple, *Malus species*

Height	Width	Shape	Sun/Shade	Flower Color
15'-20'	15'-20'	Upright rounded	Full sun	Light pink

Upright, spreading tree with deep purple leaves throughout the summer which turn red in the fall. Pink, single blooms appear before the foliage emerges. No fire blight has been seen in this tree.

Amur Corktree, *Phellodendron amurense*

Height	Width	Shape	Sun/Shade	Fall Color
35'	30'		Full sun	Yellow

Deep fissured cork-like bark. Foliage turns yellow in fall. Tolerates pollution and drought. A must-see plant.

Newport Plum, *Prunus cerasifera* "Newport"

Height	Width	Shape	Sun/Shade	Fall Color
15'-20'	15'-20'	Rounded	Full sun	Insignificant

Popular standby. Fragrant flowers of pale pink emerge all along branches in spring, followed by striking maroon red foliage. Small edible plums may develop, but not every year. Used to provide color contrast in border plantings. Susceptible to cankers and unreliable bud unions.



Amur Chokecherry, *Prunus maackii*

Height	Width	Shape	Sun/Shade	Fall Color
25'-30'	25'-30'	Rounded	Full sun	Yellow

A small tree producing fragrant white flowers in loose drooping racemes. A small black drupe fruit ripens late summer and is usually eaten by the birds. Moderately pyramidal when young, maturing to a rounded crown. The bark ranges in color from polished amber to dark red-brown with a striking metallic sheen. An attractive alternative for aspen groves, but may suffer increased disease susceptibility in our heavy soils.

Princess Kay Plum, *Prunus nigra* "Princess Kay"

Height	Width	Shape	Sun/Shade	Fall Color
12'-15'	8'-10'	Upright	Full sun	Orange to red

A small upright plum with dark brown to almost black bark. Showy, fragrant double white flowers appear in May before the leaves, followed by 1 ¼" red fruit, ripening in August. The dark bark provides good winter interest. An excellent, hardy small ornamental tree.



Chanticleer Pear, *Pyrus calleryana* variety

Height	Width	Shape	Sun/Shade	Fall Color
35'	15'	Upright	Full sun	Purple

A narrower form with glossy foliage, profuse white spring flowers, and reddish purple fall color. Growth stops earlier giving it greater hardiness than other cultivars. Beautiful street tree.

Redspire Pear, *Pyrus calleryana* variety

Height	Width	Shape	Sun/Shade	Fall Color
35'	20'	Pyramidal	Full sun	Yellow-red

White spring flowers followed by shiny dark green leaves with yellow and red fall color. Good street tree.

Stonehill Pear, *Pyrus calleryana* variety

Height	Width	Shape	Sun/Shade	Fall Color
35'	15'	Pyramidal	Full sun	Purple

Shiny, dark green foliage with white spring flowers, and good red-purple fall color. Often listed as *Pyrus calleryana* 'Chanticleer' but Stonehill has grown better in Front Range farms and gardens. Excellent street tree.

Swamp White Oak, *Quercus bicolor*

Height	Width	Shape	Sun/Shade	Fall Color
40'-50'	40'-45'	Broad rounded	Full sun	Russet to red

Nearly as broad as tall and forms a broad, open round topped crown. Oblong shaped acorn to 1" is a shiny light brown color. Bark is flaky, grayish-brown developing into rugged handsome old trunks. Oblong lobed leaves are 5-8" in length, deep green above, whitish and velvety beneath.

Gambel Oak, *Quercus gambelli*

Height	Width	Shape	Sun/Shade	Fall Color
15'-30'	12'-20'	Open irregular	Full sun	Yellow to red

Native Rocky Mountain oak with a shrubby growth habit, but may also grow as a small tree to 30'. Glossy green leaves, tolerates both dry conditions and alkaline soils. Hardy to 8000' where it grows in beautiful groves that may cover entire mountainsides.

Burr Oak, *Quercus macrocarpa*

Height	Width	Shape	Sun/Shade	Fall Color
50'-60'	35'-45'	Broad rounded	Full sun	Russet to burgundy-red

Pyramidal to oval in its youth, gradually maturing into a broad crowned tree with a massive trunk and very stout branches. Bark is rough and deeply furrowed, dark gray to gray-brown in color. Acorns are enclosed in a heavily fringed cap. The leaves are dark green on top, gray-green beneath. Withstands drought, wind, extreme cold and heavy soils. An excellent tree for Colorado.

English Oak, *Quercus robur*

Height	Width	Shape	Sun/Shade	Fall Color
50'-60'	35'-45'	Pyramidal rounded	Full sun	Insignificant

Pyramidal tree in its youth, maturing to a large, massive, round-topped tree with stout spreading branches. Dark gray, deeply furrowed bark. Small acorns and leaves are deep green above and light blue-green beneath. Leaves will hang on the tree into the winter. May develop iron chlorosis in alkaline soil.

Black Locust, *Robinia pseudoacacia*


Height	Width	Shape	Sun/Shade	Fall Color
40'	25'	Oval	Full sun	Yellow

Fast growing ornamental with show-stopping flower clusters in mid-summer. Best grown on the dry side as the quick growth invites borers. Small, paper-thin, black seedpods. Short lived. Tolerant of poor soils.

Japanese Pagoda Tree, *Sophorica japonica*

Height	Width	Shape	Sun/Shade	Flower Color
60'	30'	Rounded	Full sun	White

Olive green bark. Small leaflets. Abundant flowers make an attractive statement. Good for poor soil and city conditions.



Japanese Tree Lilac, *Syringa reticulata*

Height	Width	Shape	Sun/Shade	Fall Color
20'-30'	15'-20'	Rounded	Full sun	Insignificant

A prolific bearer of 10-18" upright panicles of creamy white flowers in early to mid June. Looks best when the lower branches are removed to form a small multi stem tree. Young branches have a glossy dark red-brown exfoliating bark. An excellent, hardy, and unusual tree for streets.

American Linden, *Tilia americana*

Height	Width	Shape	Sun/Shade	Fall Color
50'-75'	40'-50'	Broadly pyramidal	Full sun	Yellow

Pyramidal when young, maturing to a tall stately open-headed tree. Medium growth rate. Large, heart-shaped leaves. Fragrant, pendulous, yellow flower clusters in June to July, followed by pea-sized green fruits. The bark is gray to brown. Very alkaline tolerant. Young trees are subject to winter sun scald.

Redmond Linden, *Tilia Americana "Redmond"*

Height	Width	Shape	Sun/Shade	Fall Color
40'-60'	25'-30'	Pyramidal	Full sun	Yellow

This selection has large, dark green leaves and attractive cherry-brown bark. Fragrant, yellow flower clusters in June to July. Needs good drainage and regular watering. Wrap young trees to prevent winter sun scald.

Greenspire Linden, *Tilia cordata "Greenspire"*

Height	Width	Shape	Sun/Shade	Fall Color
40'-50'	30'-35'	Dense pyramidal	Full sun	Yellow

A dense, formal shape and spicy, fragrant flowers in June to July make this a desirable tree. Showy, cinnamon colored bark and dark green leaves. Moderate growth rate with dense, pyramidal crown. Excellent lawn or street tree. Young trees are subject to winter sun scald.

Glenleven Linden, *Tilia "Glenleven"*

Height	Width	Shape	Sun/Shade	Fall Color
40'	30'		Full sun	Yellow

Fast growth rate, with a open habit. Heart-shaped, dark green leaves.



Coniferous Trees

White Fir, *Abies concolor*

Height	Width	Shape	Sun/Shade	Color
30'-50'	20'-30'	Conical	Full sun	Bluish-green

Large conical evergreen with long, soft bluish-green needles, brightened in spring by very blue new growth. Does best with protection from the wind and slightly moist, well-drained soil. Does not perform well in heavy soils.

Norway Spruce, *Picea abies*

Height	Width	Shape	Sun/Shade	Color
8'	8'	Shrub-like	Part shade	Green

Short-needled spruce with male flowers that produce striking red cones which later turn brown. More of a shrubby-looking tree.

Colorado Spruce, *Picea pungens*

Height	Width	Shape	Sun/Shade	Color
80'-100'	25'-30'	Dense pyramidal	Full sun	Green to silver-blue

The Colorado State tree. Very symmetrical, pyramidal evergreen native to stream sides in the Rocky Mountains. Sharp, stiff needles. Needs regular watering

Bristlecome Pine, *Pinus aristata*

Height	Width	Shape	Sun/Shade	Color
20'-30'	15'-20'	Open irregular	Full sun	Dark green

Bushy, irregular shaped pine with dark green needles dotted with white pitch. Very slow growing. Rocky Mountain native that grows into ancient specimens on exposed slopes in high elevations. Drought tolerant when established. Must have good drainage. Can be easily over watered if planted in an irrigated lawn.



Pinyon Pine, *Pinus cembroides edulis*

Height	Width	Shape	Sun/Shade	Color
12'-20'	12'-15'	Irregular pyramidal	Full sun	Green

Small, slow growing, bushy pine. This southern Rocky Mountain native grows on south facing slopes in the lower elevations to 7000'. Attractive cones are bejeweled with pungent pitch and hold delicious, highly prized, edible seeds. A picturesque plant for exposed, hot, or dry areas. Will become stressed if over watered.

Limber Pine, *Pinus flexilis*

Height	Width	Shape	Sun/Shade	Color
30'-45'	25'-30'	Irregular pyramidal	Full sun to part shade	Bluish-green

Medium-sized, 5-needle pine with a rounded top and picturesque, informal habit. Plume-like branches with twisting blue-green needles and smooth silver-gray bark. Slow-growing Rocky Mountain native that is found on very exposed slopes in higher elevations. Very drought tolerant.

Austrian Pine, *Pinus nigra*


Height	Width	Shape	Sun/Shade	Color
50'-60'	20'-40'	Broad pyramidal	Full sun	Green

A dense, stout-pyramidal pine with a uniform crown becoming more open with age. Will become chlorotic in heavy soils or high water situations, such as irrigated lawn areas. Avoid planting or transplanting in fall. Nice specimen tree or windbreak. Fast growing.

Ponderosa Pine, *Pinus ponderosa*

Height	Width	Shape	Sun/Shade	Color
50'-60'	20'-30'	Broad pyramidal	Full sun	Green to yellow

A large, open-growing pine with long, medium green to yellow-green needles. The scales of its large cones are each tipped with a sharp spine. Pungent older bark is a beautiful cinnamon to orange-red, very thick, with large flaky plates. This Rocky Mountain native is very drought tolerant and great for windbreaks and hot, dry areas. Difficult to transplant successfully. Easily over watered.



Southwestern White Pine, *Pinus strobiformis*

Height	Width	Shape	Sun/Shade	Color
40'-50'	30'-40'	Broad conical	Full sun to part shade	Dark bluish-green

It is a northern extension of a Mexican pine which grows in Colorado's southern mountain ranges. This tree seems surprisingly hardy as it has been grown successfully in Michigan, Nebraska and Idaho. Soft, bluish-green needles with cones averaging 6-7" in length. Will need to be protected from winter sun during its establishment period.

Scots Pine, *Pinus sylvestris*

Height	Width	Shape	Sun/Shade	Color
60'-100'	30'-40'	Irregular pyramidal	Full sun	Blue-green

Straight, well-branched in youth becoming irregular and picturesque with age. Reddish-orange bark of mature trees, and sparse foliage, have their own charm. Stiff blue-green 2-3" long needles and gray to reddish-brown cones. A very large tree best suited for areas where it has plenty of room to show off. Wind resistant.

